

APPLIED RATING INDEX™

The Canadian insurance industry's premium rate index

Q4 2024



Executive Summary

In Q4 2024, average premiums for both Personal Auto lines and Personal Property lines increased year over year. Quarter over quarter, premium rate change increased for Personal Auto and increased for Personal Property compared to Q3 2024. For Personal Auto, all provinces experienced an increase year over year, with Alberta seeing the highest at 12.7% and the Atlantic Provinces the lowest at 9.0%. For Personal Property lines, all provinces experienced an increase in premium rate change year over year. Ontario saw the highest premium rate change at 9.0% and the Atlantic Provinces experienced the lowest at 4.4%.

Significant Findings

Personal Auto

In Q4 2024, Personal Auto premium rate change increased 11.3% versus Q4 2023. Personal Auto premium rate change increased 3.9% versus Q3 2024.

Personal Property

In Q4 2024, Personal Property premium rate change increased 7.3% versus Q4 2023. Personal Property premium rate change increased 2.1% versus Q3 2024.

Provinces

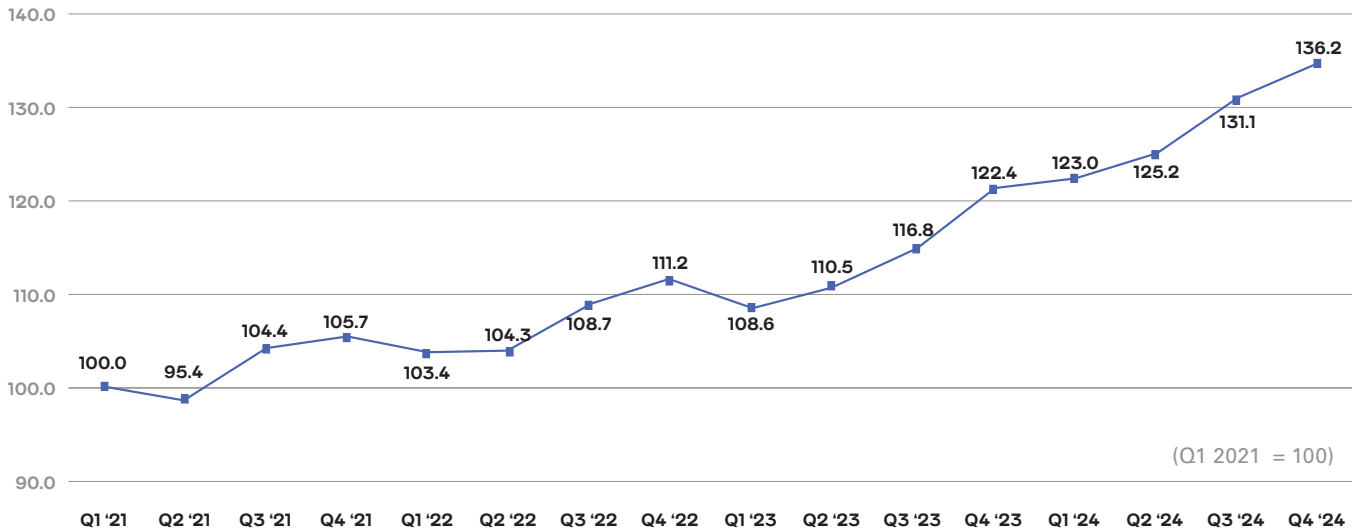
Across Personal Auto, all provinces experienced increased premium rate change year over year with Alberta, Ontario, Quebec and the Atlantic Provinces seeing 12.7%, 11.1%, 9.3% and 9.0% respectively. Relative to Q3 2024, all provinces experienced an uptrend in premium rate change. Alberta, Ontario, Quebec and the Atlantic Provinces saw significant increases in premium rate change quarter over quarter with 1.4%, 4.2%, and 5.5% and 3.3% respectively.

Personal Property lines experienced increased year-over-year premium rate change year across all provinces. Alberta, British Columbia, Ontario, Quebec, the Atlantic provinces, and Saskatchewan & Manitoba saw increases in premium rate change year over year with 7.1%, 4.7%, 9.0%, 8.6%, 4.4% and 7.9% respectively. Relative to Q3 2024, Alberta, British Columbia, Ontario, Quebec, the Atlantic provinces and Saskatchewan & Manitoba all saw increases quarter over quarter of 2.0%, 1.3%, 1.9%, 6.5%, 1.7% and 2.4% respectively.

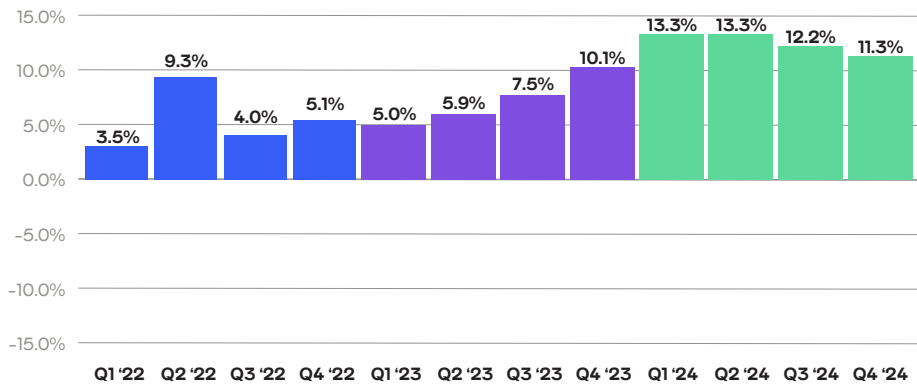
National Premium Rates

Personal Auto

Applied Rating Index



Average Change in Premium Rate Compared to Same Quarter in Prior Year

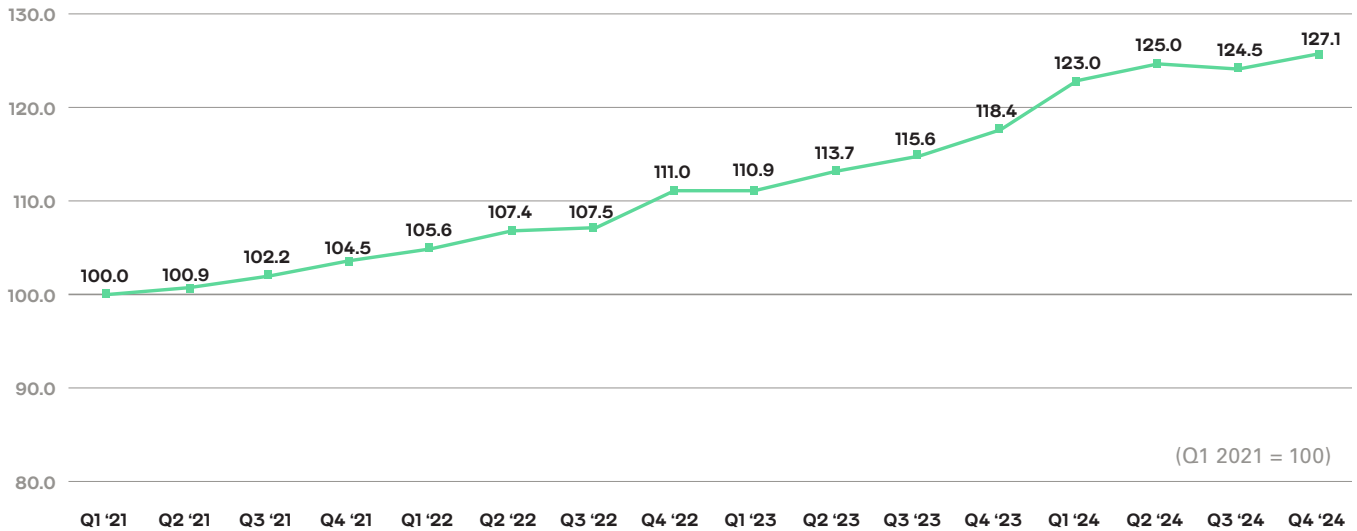


+11.3%

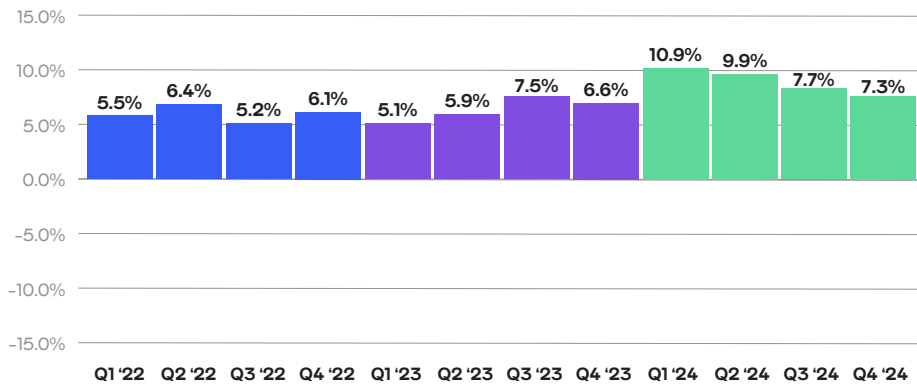
Average year-over-year increase in national Personal Auto Premium Rate from Q4 2023 to Q4 2024

Personal Property

Applied Rating Index



Average Change in Premium Rate Compared to Same Quarter in Prior Year



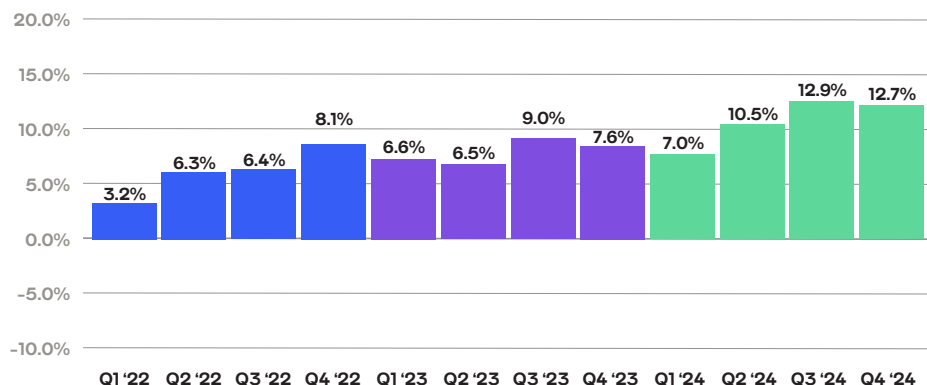
+7.3%

Average year-over-year increase in national Personal Property Premium Rate from Q4 2023 to Q4 2024

Provincial Premium Rates

Alberta

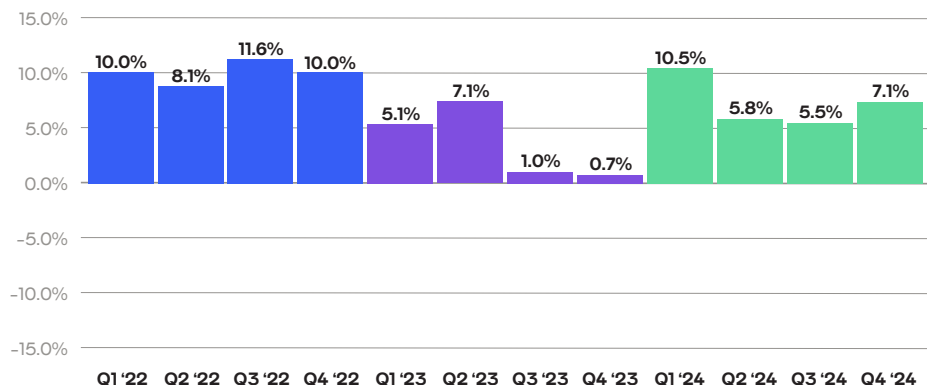
Personal Auto – Average Change in Premium Rate Compared to Same Quarter in Prior Year



+12.7%

Average year-over-year increase in Personal Auto Premium Rate in Alberta Q4 2023 to Q4 2024

Personal Property – Average Change in Premium Rate Compared to Same Quarter in Prior Year

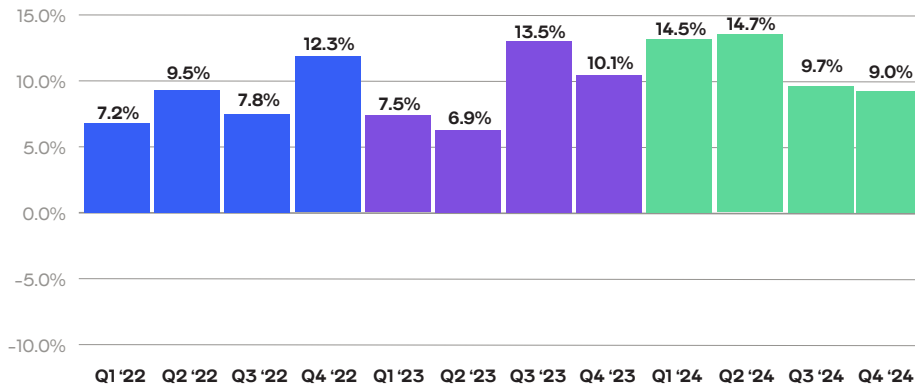


+7.1%

Average year-over-year increase in Personal Property Premium Rate in Alberta from Q4 2023 to Q4 2024

Atlantic Provinces

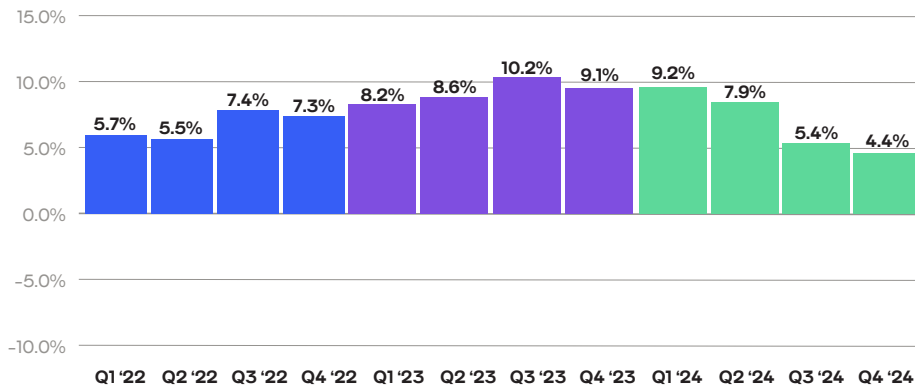
Personal Auto – Average Change in Premium Rate Compared to Same Quarter in Prior Year



+9.0%

Average year-over-year decrease in Personal Auto Premium Rate in the Atlantic Provinces from Q3 Q4 2023 to Q4 2024

Personal Property – Average Change in Premium Rate Compared to Same Quarter in Prior Year

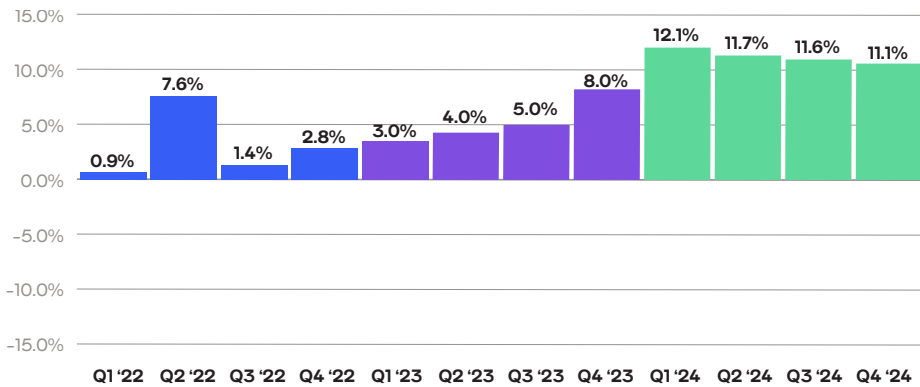


+4.4%

Average year-over-year decrease in Personal Property Premium Rate in the Atlantic provinces from Q4 2023 to Q4 2024

Ontario

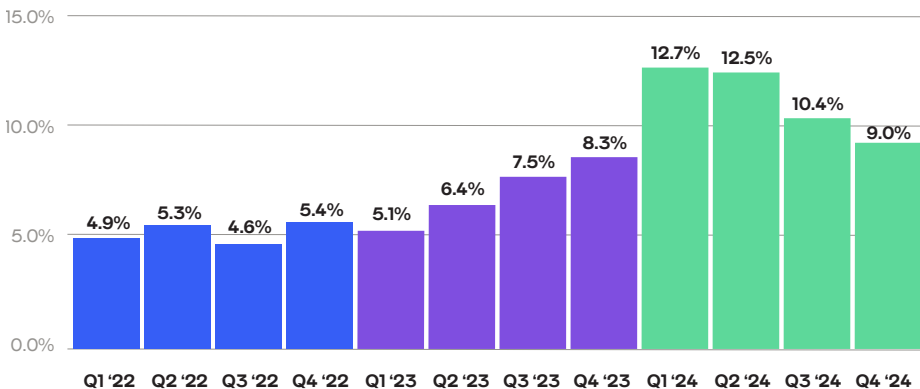
Personal Auto – Average Change in Premium Rate Compared to Same Quarter in Prior Year



+11.1%

Average year-over-year increase in Personal Auto Premium Rate in Ontario from Q4 2023 to Q4 2024

Personal Property – Average Change in Premium Rate Compared to Same Quarter in Prior Year

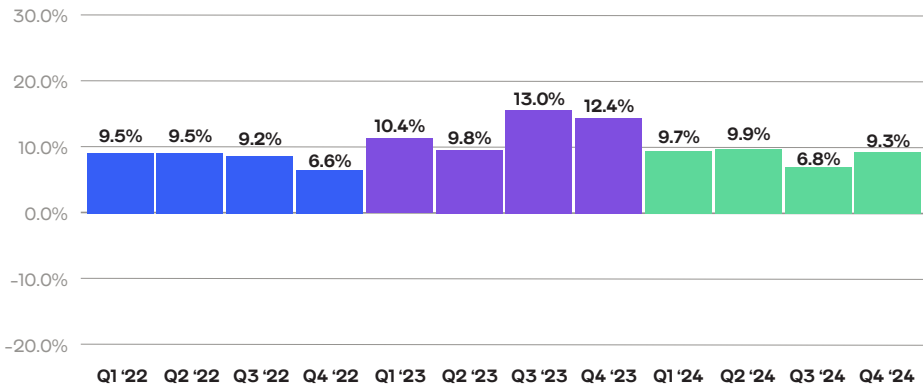


+9.0%

Average year-over-year increase in Personal Property Premium Rate in Ontario from Q4 2023 to Q4 2024

Quebec

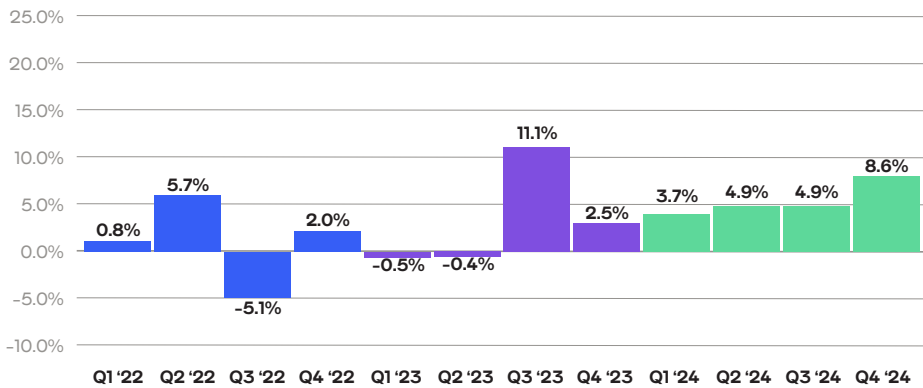
Personal Auto – Average Change in Premium Rate Compared to Same Quarter in Prior Year



+9.3%

Average year-over-year decrease in Personal Auto Premium Rate in Quebec from Q4 2023 to Q4 2024

Personal Property – Average Change in Premium Rate Compared to Same Quarter in Prior Year

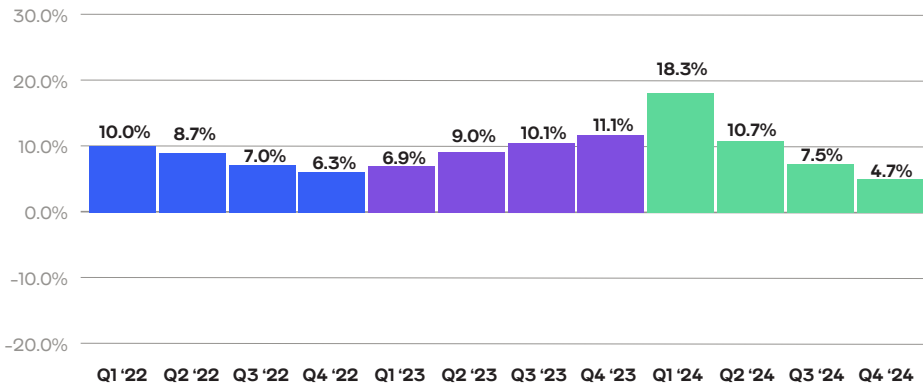


+8.6%

Average year-over-year decrease in Personal Property Premium Rate in Quebec from Q4 2023 to Q4 2024

British Columbia

Personal Property – Average Change in Premium Rate Compared to Same Quarter in Prior Year

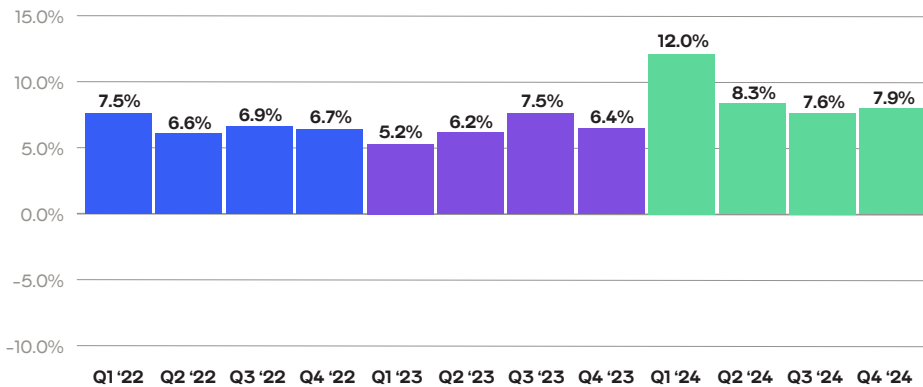


+4.7%

Average year-over-year decrease in Personal Property Premium Rate in British Columbia from Q4 2023 to Q4 2024

Saskatchewan and Manitoba

Personal Property – Average Change in Premium Rate Compared to Same Quarter in Prior Year



+7.9%

Average year-over-year increase in Personal Property Premium Rate in Saskatchewan and Manitoba Q4 2023 to Q4 2024

About Applied Rating Index

The Applied Rating Index is a data-driven report of current conditions and trends for Personal Auto and Personal Property insurance premium rates. Analyzing more than 1.3 billion quotes completed, the Applied Rating Index measures the increase or decrease in average Premium Rate trends across Canada.

Representing more than 80% of the brokerage market and 675 insurer rating plans written by brokers, the Applied Rating Index is the most complete depiction of the Premium Rate trends being experienced by consumers, brokerages, and their insurers across the Canadian market.

To derive the premium index, Applied uses the average of the three best final premiums of each risk quoted. The data analyzed represents over 30 million quotes per quarter.

All data is fully anonymized when aggregating and analyzing the Applied Rating Index.

About Applied

Applied Systems is the leading global provider of cloud-based software that powers the business of insurance. Recognized as a pioneer in insurance automation and the innovation leader, Applied is the world's largest provider of agency and brokerage management systems, serving customers throughout the United States, Canada, the Republic of Ireland, and the United Kingdom. By automating the insurance lifecycle, Applied's people and products enable millions of people around the world to safeguard and protect what matters most.

For additional information on Applied Rating Index, contact info@appliedsystems.com. All media, analyst, and consultant inquiries can be directed to Lauren Malcolm at lmalcolm@appliedsystems.com.





Applied Systems Canada
161 Bay Street
Suite 4130
Toronto, ON M5J 2S1

appliedsystems.ca

© Copyright 2025 Applied Systems, Inc.